

EINBAU- UND BEDIENUNGSANLEITUNG



EB 6611-2

Originalanleitung



Bedien- und Automationseinheit TROVIS 6611-2

Automationssystem 6600

Firmwareversion 3.7x



Ausgabe Juni 2019

Hinweise zur vorliegenden Einbau- und Bedienungsanleitung

Diese Einbau- und Bedienungsanleitung (EB) leitet zur sicheren Montage und Bedienung an. Die Hinweise und Anweisungen dieser EB sind verbindlich für den Umgang mit SAMSON-Geräten.

- Für die sichere und sachgerechte Anwendung diese EB vor Gebrauch sorgfältig lesen und für späteres Nachschlagen aufbewahren.
- Bei Fragen, die über den Inhalt dieser EB hinausgehen, After Sales Service von SAMSON kontaktieren (aftersaleservice@samson.de).



Die gerätebezogenen Einbau- und Bedienungsanleitungen liegen den Geräten bei. Die jeweils aktuellsten Dokumente stehen im Internet unter www.samson.de > **Service & Support** > **Downloads** > **Dokumentation** zur Verfügung.

Hinweise und ihre Bedeutung

GEFAHR

Gefährliche Situationen, die zum Tod oder zu schweren Verletzungen führen

WARNUNG

Situationen, die zum Tod oder zu schweren Verletzungen führen können

HINWEIS

Sachschäden und Fehlfunktionen

Info

Informative Erläuterungen

Tipp

Praktische Empfehlungen

1	Sicherheitshinweise und Schutzmaßnahmen	5
1.1	Hinweise zu möglichen Sachschäden.....	8
2	Kennzeichnungen am Gerät.....	9
3	Aufbau und Wirkungsweise.....	9
3.1	Bedienelemente.....	10
3.1.1	Gerätefront.....	10
3.1.2	Geräte-Rückseite.....	12
3.2	Zubehör.....	14
3.3	Technische Daten.....	14
3.4	Maße in mm.....	15
4	Vorbereitende Maßnahmen	16
4.1	Auspacken.....	16
4.2	Transportieren.....	16
4.3	Lagern.....	16
5	Montage und Inbetriebnahme.....	16
5.1	Einbau.....	16
5.2	Elektrischer Anschluss.....	17
5.3	Inbetriebnahme.....	17
5.3.1	Bediener anmelden.....	17
5.3.2	Projekt laden.....	17
5.3.3	Systemzeit einstellen.....	18
5.3.4	Netzwerk einstellen.....	18
5.3.5	Module zuweisen.....	19
5.3.6	Touchdisplay kalibrieren.....	19
5.4	Kurzprüfungen durchführen.....	19
6	Betrieb.....	21
6.1	Benutzer verwalten.....	21
6.2	Anlage bedienen.....	21
6.3	Bedien- und Automationseinheit zurücksetzen.....	21
6.4	WLAN-Hotspot einrichten.....	21

Inhalt

7	Instandhaltung	22
7.1	Firmware aktualisieren	22
7.2	Für den Rückversand vorbereiten	22
8	Störungen	22
9	Außerbetriebnahme und Demontage.....	24
9.1	Außer Betrieb nehmen	24
9.2	Entsorgen	24
10	Anhang	24
10.1	Service.....	24
10.2	Licenses.....	25
10.2.1	GNU GENERAL PUBLIC LICENSE, Version 2, June 1991	25
10.2.2	GNU GENERAL PUBLIC LICENSE, Version 3, 29 June 2007	30
10.2.3	GNU LESSER GENERAL PUBLIC LICENSE, Version 3, 29 June 2007	41
10.3	EU-Konformitätserklärung.....	45

i Info

Die vorliegende Einbau- und Bedienungsanleitung **EB 6611-2** gilt für die Firmwareversionen **3.70 bis 3.79**. Der jeweils neueste Stand der EB mit genauer Angabe der Firmwareversion und Änderungen steht im Internet unter www.samson.de zur Verfügung.

1 Sicherheitshinweise und Schutzmaßnahmen

Bestimmungsgemäße Verwendung

Die Bedien- und Automationseinheit TROVIS 6611-2 von SAMSON ist frei programmierbar und dient dem autarken Betrieb und der Verwaltung von sechs I/O-Modulen. Die Darstellung und Visualisierung erfolgt über ein integriertes Farb-Touchdisplay.

Damit die Bedien- und Automationseinheit in gewünschter Form auf die I/O-Module zugreifen kann, müssen die I/O-Module logisch in Form eines Projekts in der Bedien- und Automationseinheit abgebildet werden. Dazu stellt SAMSON vorgefertigte Applikationen zur Verfügung. Alternativ kann die Programmierung eines Projekts über die SAMSON-Software „Grafische Projektierung“ (Logikschaltung, Menüführung, Visualisierung und Inbetriebnahme) erfolgen.

Bedien- und Automationseinheit und I/O-Module sind für genau definierte Bedingungen ausgelegt (z. B. Versorgungsspannung, Umgebungsbedingungen). Daher muss der Betreiber sicherstellen, dass die Bedien- und Automationseinheit nur dort zum Einsatz kommt, wo die Einsatzbedingungen den in den technischen Daten angegebenen Bedingungen entsprechen. Falls der Betreiber die Bedien- und Automationseinheit in anderen Anwendungen oder Umgebungen einsetzen möchte, muss er hierfür Rücksprache mit SAMSON halten.

SAMSON haftet nicht für Schäden, die aus Nichtbeachtung der bestimmungsgemäßen Verwendung resultieren sowie für Schäden, die durch äußere Kräfte oder andere äußere Einwirkungen entstehen.

→ Einsatzgrenzen, -gebiete und -möglichkeiten den technischen Daten entnehmen, vgl. Kap. 3.3.

Die physikalische und logische Projektierung obliegt, sofern nicht anders vereinbart, dem Betreiber.

Vernünftigerweise vorhersehbare Fehlanwendung

Der Bedien- und Automationseinheit ist nicht für die folgenden Einsatzgebiete geeignet:

- Einsatz außerhalb der durch die technischen Daten und durch die bei Auslegung definierten Grenzen

Ferner entsprechen folgende Tätigkeiten nicht der bestimmungsgemäßen Verwendung:

- Verwendung von Ersatzteilen, die von Dritten stammen.
- Ausführung von nicht beschriebenen Instandhaltungs- und Reparaturarbeiten

Qualifikation des Bedienpersonals

- Die Bedien- und Automationseinheit darf nur durch Fachpersonal unter Beachtung anerkannter Regeln der Technik eingebaut, in Betrieb genommen, instand gehalten und repariert werden.
- Projekte dürfen nur von Fachpersonal konfiguriert und parametrieren werden.

Fachpersonal im Sinne dieser Einbau- und Bedienungsanleitung sind Personen, die aufgrund ihrer fachlichen Ausbildung, ihrer Kenntnisse und Erfahrungen sowie der Kenntnis der einschlägigen Normen die ihnen übertragenen Arbeiten beurteilen und mögliche Gefahren erkennen können.

Persönliche Schutzausrüstung

Es ist keine Schutzausrüstung erforderlich.

Änderungen und sonstige Modifikationen

Änderungen, Umbauten und sonstige Modifikationen des Produkts sind durch SAMSON nicht autorisiert. Sie erfolgen ausschließlich auf eigene Gefahr und können unter anderem zu Sicherheitsrisiken führen sowie dazu, dass das Produkt nicht mehr den für seine Verwendung erforderlichen Voraussetzungen entspricht.

Schutzeinrichtungen

Zum Schutz vor Fremdzugriff ist die Bedienung der Bedien- und Automationseinheit passwortgeschützt. Jedem Nutzer werden eine Nutzerrolle mit individuellen Berechtigungen und ein eigenes Passwort zugeordnet.

Warnung vor Restgefahren

Die Bedien- und Automationseinheit hat über die I/O-Module direkten Einfluss auf angesteuerte Anlagenbauteile wie Stellventile und Pumpen. Um Personen- oder Sachschäden vorzubeugen, müssen Betreiber und Bedienpersonal Gefährdungen, die an den Anlagenbauteilen vom Durchflussmedium und Betriebsdruck sowie vom Stelldruck und von beweglichen Teilen ausgehen können, durch geeignete Maßnahmen verhindern. Dazu müssen Betreiber und Bedienpersonal alle Gefahrenhinweise, Warnhinweise und Hinweise der mitgeltenden Dokumente befolgen.

Sorgfaltspflicht des Betreibers

Der Betreiber ist für den einwandfreien Betrieb sowie für die Einhaltung der Sicherheitsvorschriften verantwortlich. Der Betreiber ist verpflichtet, dem Bedienpersonal diese Einbau- und Bedienungsanleitung zur Verfügung zu stellen und das Bedienpersonal in der sachgerechten

Bedienung zu unterweisen. Weiterhin muss der Betreiber sicherstellen, dass das Bedienpersonal oder Dritte nicht gefährdet werden.

Sorgfaltspflicht des Bedienpersonals

Das Bedienpersonal muss mit der vorliegenden Einbau- und Bedienungsanleitung vertraut sein und sich an die darin aufgeführten Gefahrenhinweise, Warnhinweise und Hinweise halten. Darüber hinaus muss das Bedienpersonal mit den geltenden Vorschriften bezüglich Arbeitssicherheit und Unfallverhütung vertraut sein und diese einhalten.

Mitgeltende Normen und Richtlinien

Die Bedien- und Automationseinheit erfüllt die Anforderungen der Richtlinien 2014/30/EU und 2011/65/EU. Die Konformitätserklärung gibt Auskunft über das angewandte Konformitätsbewertungsverfahren. Die entsprechende Konformitätserklärung steht im Anhang dieser EB zur Verfügung.

Die Bedien- und Automationseinheit ist für den Einsatz in Niederspannungsanlagen vorgesehen.

→ Bei Anschluss, Instandhaltung und Reparatur die einschlägigen Sicherheitsvorschriften beachten.

Mitgeltende Dokumente

Folgende Dokumente gelten in Ergänzung zu dieser Einbau- und Bedienungsanleitung:

- ▶ AB 6600: Projektierungsrichtlinien für Schaltschrankbauer
- ▶ T 6620-1 für I/O-Modul TROVIS 6620-1
- ▶ T 6625 für I-Modul TROVIS 6625
- ▶ T 6630 für AO-Modul TROVIS 6630
- ▶ T 6640 für AI-Modul TROVIS 6640
- Technische Dokumentation des eingesetzten Raumleitgeräts

1.1 Hinweise zu möglichen Sachschäden

HINWEIS

Beschädigung durch eindringendes Wasser!

Die Bedien- und Automationseinheit ist frontseitig gegen gelegentlich senkrecht fallendes Tropfwasser geschützt (IP 41).

→ Tropf-, Spritz- und Strahlwasser vermeiden.

Manipulation der Einstellungen durch Fremdzugriff!

Die Bedien- und Automationseinheit TROVIS 6611-2 unterstützt unterschiedliche Kommunikationsprotokolle wie z. B. einen Web-Server. Dies ermöglicht einen Zugriff aus der Ferne. Zum Schutz vor Fremdzugriff (Vor-Ort-Bedienung und Bedienung aus der Ferne) ist die Bedien- und Automationseinheit passwortgeschützt:

→ Vorgegebenes Administratorpasswort nach Erstinbetriebnahme ändern.

→ Alle Benutzerpasswörter regelmäßig ändern.

→ Zugangsdaten nicht an Unbefugte weitergeben und unzugänglich aufbewahren.

2 Kennzeichnungen am Gerät

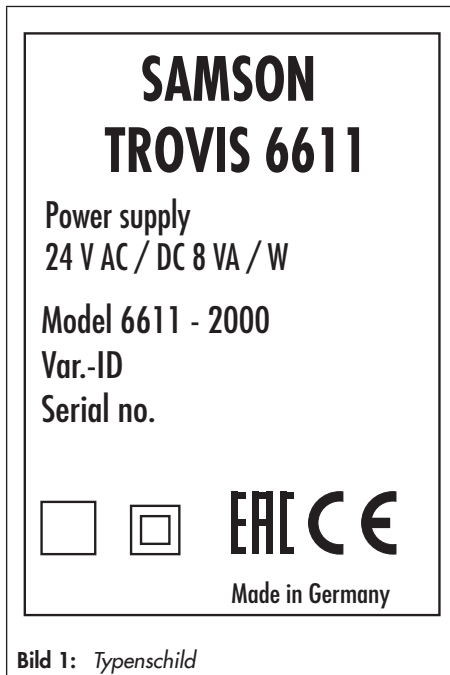


Bild 1: Typenschild

3 Aufbau und Wirkungsweise

TROVIS 6611-2 ist eine frei programmierbare Bedien- und Automationseinheit für den autarken Betrieb und die Verwaltung von sechs I/O-Modulen (bis zu 120 physikalischen Datenpunkten). Die Darstellung und Visualisierung erfolgt über ein integriertes Farb-Touchdisplay. Zum Erstellen eigener Applikationen wird die SAMSON-Software „Grafische Projektierung“ benötigt.

i Info

Bei Auslieferung ist keine Applikation in der Bedien- und Automationseinheit gespeichert. Anlagenspezifische Applikationen können bei SAMSON bestellt werden.

Mengengerüst

Module

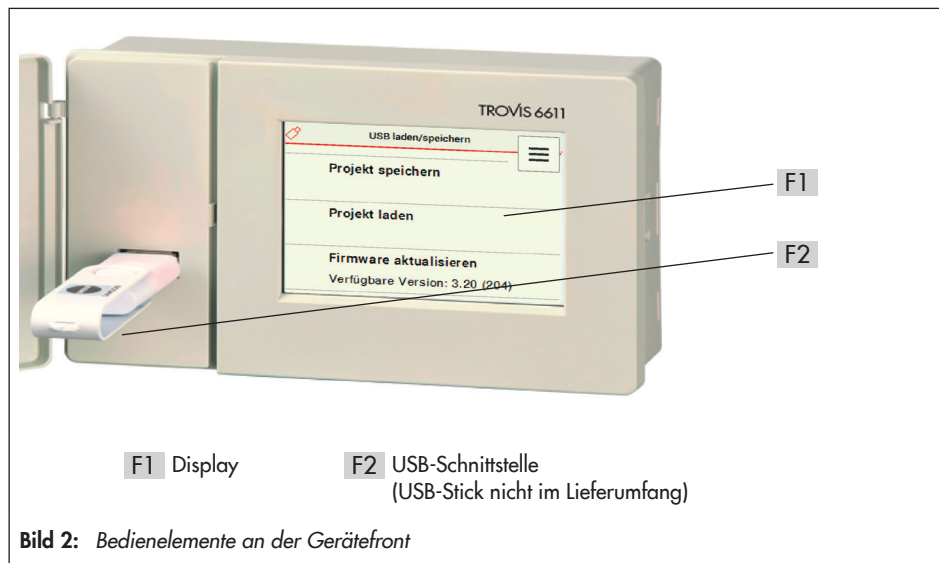
- 32x I/O-Module (TROVIS 6620, 6625, 6630 oder 6640) pro TROVIS 6611-2
- 32x TROVIS 6611-2 pro Applikation (GrafPro)

Kabellänge ohne Repeater, Hubs usw.

- Ethernet 100Base-T Typ: LAN
- I/O-Bus 1200 m
- 24 V AC/DC max. 1,5 mm² Litze (Aderendhülsen mit 12 mm Länge)
- Ethernet mind. Cat-5-Kabel. geschirmt (STP)
- I/O-Bus Jy(St) Y 2 x 2 x 0,8 (Aderendhülsen mit 12 mm Länge)

3.1 Bedienelemente

3.1.1 Gerätefront



Touch-Display (F1)

Das Touch-Display ist das zentrale Bedienelement.

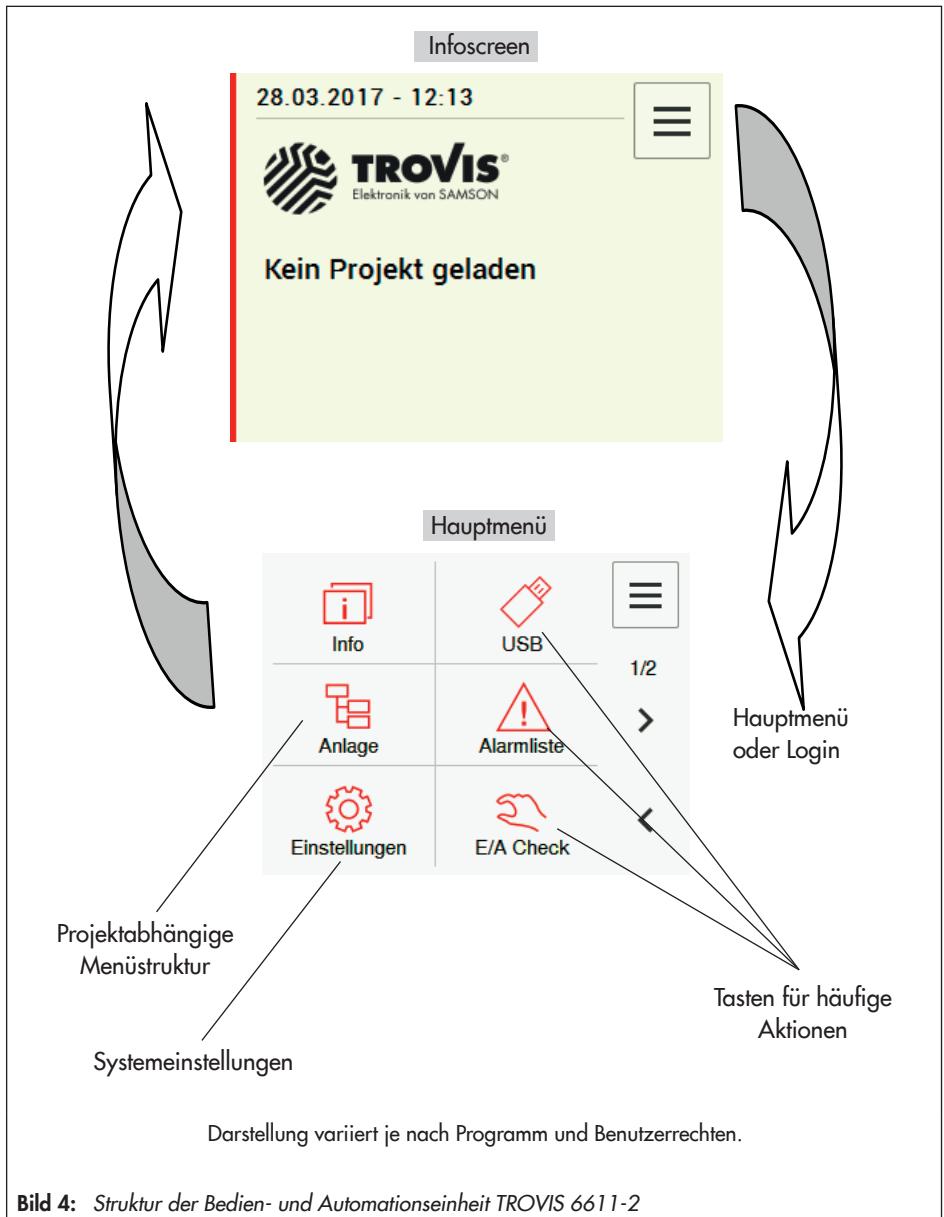


Über die Menütaste am oberen rechten Rand können verschiedene Ebenen aufgerufen werden. Je nach Ebene können über die angezeigten Tasten verschiedene Funktionen ausgeführt werden (vgl. Bild 3).

USB-Schnittstelle (F2)

Die USB-Schnittstelle ist bei geöffneter Deckelklappe zugänglich. Über sie können Daten von einem USB-Stick in die Bedien- und Automationseinheit oder umgekehrt übertragen werden.

- Voraussetzungen USB-Stick: 2.0 mit FAT32



3.1.2 Geräte-Rückseite

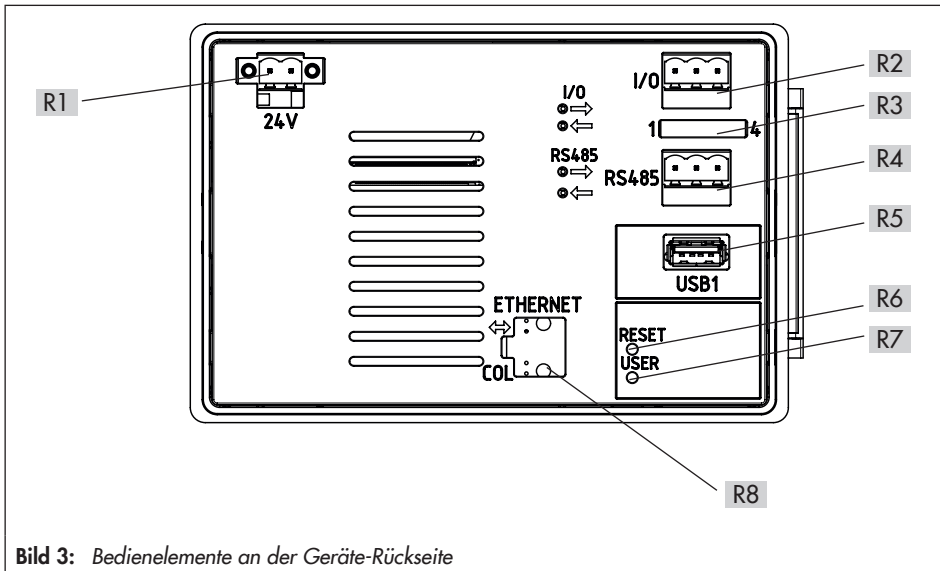


Bild 3: Bedienelemente an der Geräte-Rückseite

R1 **Spannungsversorgung**, vgl. Kapitel 5.2

R2 **Anschluss für I/O-Bus (physikalische Eingänge an Ein-/Ausgangsmodule)**

Zum Anschluss von physikalischen Ein- oder Ausgängen werden abgesetzte I/O-Module benötigt. Die beiden Anschlussklemmen sind mit IA und IB beschriftet und müssen 1:1 in Linie durch verdrahtet werden.

Maximale Leiterlänge: 1200 m

Je Bedien- und Automationseinheit TROVIS 6611-2 können bis zu sechs I/O-Module angeschlossen werden (z. B. TROVIS 6620, 6625, 6630 oder 6640).

R3 Jumper für RS-485-Konfiguration

Im Auslieferungszustand sind die Jumper nicht gesteckt, erforderliche Belegung vgl. nachfolgende Tabelle.

1	2	3	4
Busabschluss für I/O-Bus	Busvorspannung für Modbus (Jumper 3 muss gesetzt sein)	Busvorspannung für Modbus (Jumper 2 muss gesetzt sein)	Busabschluss für Modbus
Gesetzt = Aktiv	Gesetzt = Aktiv	Gesetzt = Aktiv	Gesetzt = Aktiv
Offen = Nicht aktiv	Offen = Nicht aktiv	Offen = Nicht aktiv	Offen = Nicht aktiv

Jumper 1 setzen, wenn TROVIS 6611-2 am Ende der I/O-Bus-Linie liegt.

Jumper 2 und 3 setzen, um Modbus-Vorspannungen zu aktivieren (wenn TROVIS 6611-2 als Modbus-RTU-Master verwendet wird).

Jumper 4 setzen, wenn TROVIS 6611-2 am Bus-Ende liegt.

R4 Anschluss für Modbus (RS-485 2W)

Die Bedien- und Automationseinheit TROVIS 6611-2 unterstützt das Feldbus-Protokoll „Modbus-RTU“ mit Zweileitertechnik. Für Abschlusswiderstand oder Vorspannung müssen die Jumper entsprechend gesetzt werden. Buseigenschaften, wie z. B. Master- oder Slave-Betrieb, Datenbits, Parität und Stoppbits müssen in der SAMSON-Software „Grafische Projektierung“ eingestellt werden. Die beiden Anschlussklemmen sind mit RA und RB beschriftet und müssen 1:1 in Linie durch verdrahtet werden.

R5 USB-Anschluss

Funktionen:

- Daten laden und sichern
- Speichererweiterung für historische Daten

Voraussetzungen USB-Stick: 2.0 mit FAT32

R6 Reset-Taster für Neustart

R7 User-Taster

R8 Ethernet-Anschluss

Datenübertragungsrate: 100 Mbit/s

Hostname: Fallback IP-Adresse 172.30.66.11

Der Ethernet-Anschluss lässt sich über die Vor-Ort-Bedienung aktivieren und konfigurieren. Bei Auslieferung sind die Dienste (SSH, FTPES, HTTPS, AVAHI (vgl. Kapitel 5.3.4) deaktiviert. Jedoch bezieht die Bedien- und Automationseinheit TROVIS 6611-2 mit Werkseinstellung die IP-Adressen über DHCP.

3.2 Zubehör

Zubehör

- Klemmen- und Einbauset (im Lieferumfang enthalten)..... Best.-Nr. 1402-1561
- I/O-Modul TROVIS 6620-1 Var.-ID: 4829008
- I-Modul TROVIS 6625 ¹⁾ Var.-ID: 2649861
- AO-Modul TROVIS 6630 Var.-ID: 3714719
- AI-Modul TROVIS 6640 Var.-ID: 3714720
- Raumleitgerät abhängig von Applikation auf Anfrage
- Grafische Projektierung TROVIS 6690 (Demo)..... Var.-ID: 3004922
- Grafische Projektierung TROVIS 6690 (1 AS-Version) Var.-ID: 3004921
- Grafische Projektierung TROVIS 6690 (3 AS-Version) Var.-ID: 3004920
- Grafische Projektierung TROVIS 6690 (Vollversion) Var.-ID: 2039168

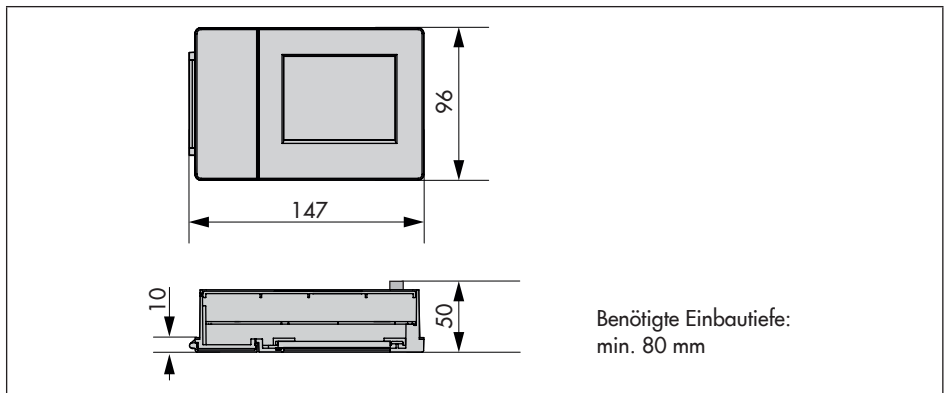
1) Nur mit Spannungsversorgung 24 V AC (kein DC)

3.3 Technische Daten

Hilfsenergie	
Versorgungsspannung	24 V AC/DC
Leistungsaufnahme	8 VA/W
Anschluss	2 Pin-Steck- und Schraubklemme (orange)
Leitungsquerschnitt	bis 1,5 mm ²
Zulässige Umgebungsbedingungen	
Betriebstemperatur	0 bis 55 °C
Temperatur bei Transport und Lagerung	-20 bis +70 °C
Relative Luftfeuchte	5 bis 95 %, keine Betauung
Elektromagnetische Verträglichkeit	
Störaussendung	entsprechend EN 61000-6-3
Störfestigkeit	entsprechend EN 61000-6-2
Gerätesicherheit	
Schutzart	II entsprechend DIN EN 61140
Überspannungskategorie	II entsprechend DIN EN 60664-1
Verschmutzungsgrad	2 entsprechend DIN EN 60664-1

Schutzart	Mit Tafleinbaudichtung: IP 41 nach IEC 60529
Display	
Eckdaten	3,5" QVGA, Resistiver Touch
Auflösung	320 x 240 Pixel
Einbau	
Abmessungen	B x H x T inkl. Klemmen 147 x 96 x 50 mm
Montage	Tafleinbau
Ausschnitt	B x H 138 x 92 mm (empfohlene Einbautiefe min. 80 mm)
Gewicht	ca. 0,4 kg
Schnittstellen	
Serielle Schnittstellen	1x RS-485 Modbus-RTU (3-Pin-Steck- und Schraubklemme) 1x RS-485 I/O-Bus (3-Pin-Steck- und Schraubklemme) für z. B. TROVIS 6620
Ethernet	1x RJ-45 10/100 Mbit, BACnet IP (AMEV-Profile AS-A, AS-B)
USB	2x USB 2.0 A, (FAT32)
Unterstützte Protokolle	Modbus-RTU, Modbus-TCP, BACnet IP (AMEV- Profile AS-A, AS-B), OPC-UA, MQTT
Lebensdauer	96 Monate, entspricht 100.000 Schaltzyklen
Max. Lagerungsdauer	96 Monate
Konformität	CE · EAC

3.4 Maße in mm



4 Vorbereitende Maßnahmen

Nach Erhalt der Ware folgende Schritte durchführen:

1. Lieferumfang kontrollieren. Gelieferte Ware mit Lieferschein abgleichen.
2. Lieferung auf Schäden durch Transport prüfen. Transportschäden an SAMSON und Transportunternehmen (vgl. Lieferschein) melden.

- Lagerbedingungen einhalten.
- Längere Lagerung vermeiden.
- Bei abweichenden Lagerbedingungen und längerer Lagerung Rücksprache mit SAMSON halten.

4.1 Auspacken

i Info

Verpackung erst direkt vor der Montage und Inbetriebnahme entfernen.

1. Bedien- und Automationseinheit auspacken.
2. Verpackung sachgemäß entsorgen.

Lagerbedingungen

- Bedien- und Automationseinheit vor Nässe, Schmutz und anderen äußeren Einflüssen (z. B. Stößen) schützen.
- Sicherstellen, dass die umgebende Luft frei von Säuren oder anderen korrosiven und aggressiven Medien ist.
- Die zulässige Lagertemperatur von –20 bis +70 °C einhalten.
- Keine Gegenstände auf die Bedien- und Automationseinheit legen.

4.2 Transportieren

- Bedien- und Automationseinheit vor äußeren Einflüssen wie z. B. Stößen schützen.
- Bedien- und Automationseinheit vor Nässe und Schmutz schützen.
- Die zulässige Transporttemperatur von –20 bis +70 °C einhalten.

5 Montage und Inbetriebnahme

5.1 Einbau

Die Bedien- und Automationseinheit ist vorrangig für den Schalttafeleinbau konzipiert.

Tafelausschnitt (B x H): 138 x 92 mm

Benötigte Einbautiefe: min. 80 mm

→ Tafelausschnitt anfertigen.

4.3 Lagern

! HINWEIS

Beschädigung der Bedien- und Automationseinheit durch unsachgemäße Lagerung!

- Bedien- und Automationseinheit von vorne durch den Tafelausschnitt hindurchstecken.
- Mitgelieferte Schraubschienen seitlich in die Laufschiene schieben: **Die Klemmen an den Schraubschienen müssen in Richtung Schalttafel zeigen.**
- Schraubschienen mit den mitgelieferten Schrauben befestigen: **Die Spitze der Schrauben müssen in Richtung Schalttafel zeigen.**
- Elektrischen Anschluss entsprechend Kapitel 5.2 vornehmen.

5.2 Elektrischer Anschluss

! HINWEIS

Fehlfunktion durch fehlerhaften elektrischen Anschluss!

- Beim Verlegen der elektrischen Leitungen die VDE-Vorschriften und die Bestimmungen der örtlichen EVU beachten.
- Stromversorgung (Transformator oder Schaltnetzteil) nicht erden.
- Elektrischen Anschluss durch eine Fachkraft durchführen lassen.

Überspannungsschutz

- Werden Signalleitungen außerhalb von Gebäuden oder über größere Distanz verlegt, geeignete Überspannungsschutzmaßnahmen treffen! Bei Busleitungen sind solche Maßnahmen unverzichtbar.
- Für Signalleitungen, die außerhalb von Gebäuden verlegt sind, stromtragfähigen

und beidseitig geerdeten Schirm verwenden.

- Überspannungsableiter am Eintritt des Schaltschranks installieren.

Elektrischer Anschluss

Die Anschlussklemmen sind verpolungssicher ausgeführt:



- Bedien- und Automationseinheit an die Spannungsversorgung (24 V) anschließen.

5.3 Inbetriebnahme

5.3.1 Bediener anmelden

- Im Menü (Taste ≡) den Menüpunkt „Anmelden“ wählen.
- Benutzername und Passwort „admin“ eingeben.

! HINWEIS

Sicherheitsmängel durch allgemein zugängliches Passwort!

Administrator-Passwort (Benutzer: admin) nach dem ersten Anmelden ändern.

5.3.2 Projekt laden



- USB-Stick mit gespeichertem Projekt in die frontseitige USB-Schnittstelle stecken.
- In das Hauptmenü wechseln (Taste ≡).
- Unter „USB“ den Menüpunkt „Projekt laden“ und das gewünschte Projekt wählen.

HINWEIS

Mithilfe des Menüs „USB“ können weitere Aktionen durchgeführt werden:

- Projekt sichern
- Firmware aktualisieren

5.3.3 Systemzeit einstellen

- In das Hauptmenü wechseln (Taste .
- Unter „Einstellungen“ den Menüpunkt „Datum und Uhrzeit“ wählen.
- Datum und Uhrzeit ändern.
- Im Menü (Taste ) den Menüpunkt „Übernehmen“ wählen und Änderungen speichern.

5.3.4 Netzwerk einstellen

Die Bedien- und Automationseinheit verfügt über einen integrierten Web-Server (TROVIS MOBILE). Auf diesen kann einfach per IP-Adresse über Netzwerk und Browser zugegriffen werden. Voraussetzung ist derselbe Adressbereich des Endgeräts (Smartphone, Laptop, Tablet, PC o. Ä.) und aktiver HTTP-Dienst.



TROVIS MOBILE ist für moderne Browser wie z. B. Mozilla Firefox ab V.45 und höher optimiert. Bei einem Zugriff über das Internet muss ein Forwarding per Router z. B. per VPN-Dienst bauseits eingerichtet werden.

Info

In der Werkseinstellung steht die LAN-Einstellung auf DHCP und erwartet daher, dass der Bedien- und Automationseinheit


TROVIS 6611-2 eine IP-Adresse, zum Beispiel von einem Router, zugewiesen wird. Die IP-Adresse wird nicht zugewiesen, wenn z. B. eine direkte Verbindung per Netzwerkkabel zwischen TROVIS 6611-2 und einem Laptop hergestellt wird. Für diesen Fall muss DHCP daher zwingend ausgeschaltet werden, damit die eingestellte statische IP-Adresse verwendet wird.

Die aktuell verwendete und aktive IP-Adresse ist unter [Hauptmenü > Geräteinformationen > Netzwerk: eth0] ersichtlich. Diese kann unabhängig von der Benutzerrolle eingesehen werden.

- In das Hauptmenü wechseln (Taste .
- Unter „Einstellungen“ den Menüpunkt „Netzwerkeinstellungen“ wählen.
- Parameter „LAN-Schnittstelle“ auf „Ein“ stellen.
- Im Menü (Taste ) den Menüpunkt „Ebene zurück“ wählen und Ebene verlassen.
- Unter „LAN-Einstellungen“ alle weiteren Parameter einstellen:
 - DHCP: EIN (= WE)
 - IP-Adresse: 172.30.66.11 (= WE)
 - Netzwerkmaske: 255.255.0.0 (= WE)
 - Hostname: TROVIS-6111-2-xxx (xxx = gerätespezifische MAC-Adresse)
 - DNS-Server
 - NTP-Server
- Ggf. unter „Netzwerk“ den Menüpunkt „Dienste“ wählen und Nutzungsoptionen einstellen:

- FTPS für die Nutzung mit GrafPro aktivieren (WE = AUS)
- HTTPS für die Nutzung des integrierten Web-Servers TROVIS-MOBILE aktivieren (WE = AUS)
- SSH für den Konsolenzugriff durch den Benutzerrolle „root“


richtige physikalische Modul gewählt wurde.

- Im Menü (Taste ) den Menüpunkt „Übernehmen“ wählen und Änderungen speichern.

HINWEIS

Beeinträchtigung der Gerätefunktion und Garantieverlust durch unsachgemäße Verwendung der Benutzerrolle „root“!


- SSH nur zur Problembehandlung oder für administrative Eingriffe durch geschultes Personal aktivieren.
- SSH nicht dauerhaft aktivieren.
- Zugang durch Vergabe eines root-Passworts schützen.

- Im Menü (Taste ) den Menüpunkt „Übernehmen“ wählen und Änderungen speichern.


Info

SAMSON empfiehlt nach dem Zuweisen des Moduls den Wiederherstellungspunkt zu setzen (Menüpunkt „Anlage wiederherstellen“ unter „Einstellungen“). So sind die Einstellungen ausfallsicher.

5.3.6 Touchdisplay kalibrieren


- In das Hauptmenü wechseln (Taste )
- Unter „Einstellungen“ den Menüpunkt „Touch-Kalibrierung“ und „Touch-Kalibrierung starten“ wählen.
- Mit einer spitzen Eingabehilfe nacheinander die angezeigten „x“ anklicken.

5.3.5 Module zuweisen

- In das Hauptmenü wechseln (Taste )
- Unter „Einstellungen“ den Menüpunkt „Modulzuweisung“ wählen.
Es werden die logischen Module aufgelistet.
- Nacheinander für jedes logische Modul ein physikalisches Modul wählen.
- Bei einem ausgewählten physikalischen Modul blinken die LEDs. Auswahl mit den Haken oben rechts bestätigen oder Auswahlvorgang wiederholen, bis das

5.4 Kurzprüfungen durchführen

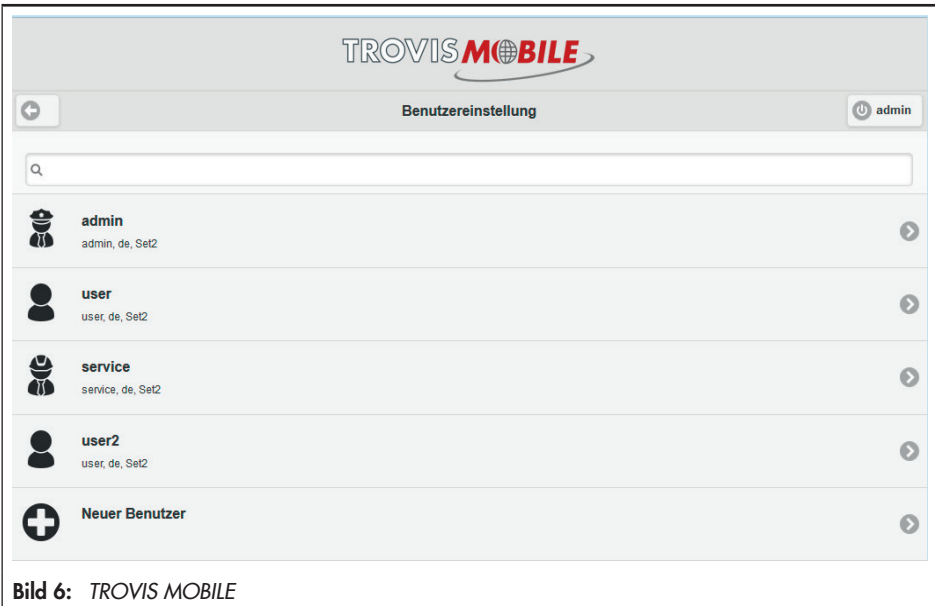
Die Funktionsfähigkeit der Bedien- und Automationseinheit lässt sich über das Menü „E/A Check“ prüfen. Hier können alle eingebundenen Module und somit die physikalischen Ein- und Ausgänge eingesehen werden.

- Menü „E/A Check“ nach Wechsel in das Hauptmenü (Taste ) öffnen.
- Ausgänge nacheinander von Hand schalten und Funktion prüfen.

Montage und Inbetriebnahme

Benutzer	Projekt laden	Systemzeit einstellen	Netzwerk einstellen	Module zuweisen	Touchdisplay kalibrieren	Anlage vor Ort bedienen	Bedien- und Automations- einheit zurücksetzen	Neue Benutzer anlegen	Firmware aktualisieren
Default-Nutzer	NEIN	NEIN	NEIN	NEIN	NEIN	JA	NEIN	NEIN	NEIN
User	NEIN	JA	NEIN	NEIN	NEIN	JA	NEIN	NEIN	NEIN
Service	JA	JA	JA	JA	JA	JA	JA	NEIN	NEIN
Admin	JA	JA	JA	JA	JA	JA	JA	JA	JA

Bild 5: Benutzerrollen



6 Betrieb

6.1 Benutzer verwalten

Die Benutzerverwaltung erfolgt über den Web-Server TROVIS MOBILE (vgl. Kapitel 5.3.4 und Bild 6).

Den Benutzern können vier unterschiedliche Benutzerrollen zugewiesen werden, vgl. Bild 5.

6.2 Anlage bedienen

Die Anlagenbedienung erfolgt im Menü „Anlage“. Sie ist projektabhängig.

→ Menü „Anlage“ nach Wechsel in das Hauptmenü (Taste ) öffnen.

6.3 Bedien- und Automations-einheit zurücksetzen

Zurücksetzen auf Erstinbetriebnahme

Durch das Zurücksetzen auf Erstinbetriebnahme werden alle Anlagenparameter auf den Auslieferungszustand des Projekts eingestellt.

→ Reset-Taster auf der Geräte-Rückseite drücken.

Anlage wiederherstellen

In den Einstellungen kann unter dem Menüpunkt „Anlage wiederherstellen“ ein Wiederherstellungspunkt durch Speichern der Anlage gesetzt werden. Wurde dieser einmal gesetzt, lassen sich jederzeit die Einstellungen dieses Zeitpunkts wieder laden.

→ In das Hauptmenü wechseln (Taste )

→ Unter „Einstellungen“ den Menüpunkt „Anlage wiederherstellen“ wählen.

Zurücksetzen auf Werkseinstellung

Durch das Zurücksetzen auf Werkseinstellung (WE) werden alle bei der Inbetriebnahme vorgenommenen Einstellungen (Projekt, Systemzeit, Netzwerk, Moduluweisung) gelöscht.

→ Daten vor dem Zurücksetzen auf Werkseinstellung auf einem USB-Stick sichern.

→ Reset- und User-Taster auf der Geräte-Rückseite gleichzeitig drücken und User-Taste halten, bis die Anzeige das Zurücksetzen auf Werkseinstellung meldet.

6.4 WLAN-Hotspot einrichten

Mit externer Hardware (z. B. PC, Laptop, Smartphone, Tablet) ist es möglich, sich per WLAN auf die Bedien- und Automations-einheit TROVIS 6611-2 zu schalten. Die freigegebenen Dienste der Bedien- und Automations-einheit (z. B. Web-Server, GrafPro-Verbindung) können mit einem eingerichteten WLAN-Hotspot erreicht werden. Dies geht nur mit gesteckten WLAN-Stick ¹⁾, in Senderreichweite des WLANs und, wenn sich die besagten Endgeräte mit dem WLAN des Sticks ordnungsgemäß verbunden haben.

¹⁾ WLAN-Sticks müssen zulässige Chips mit passenden Treibern unterstützen, z. B. Edimax EW-7811Un.

7 Instandhaltung

i Info

Die Bedien- und Automationseinheit wurde von SAMSON vor Auslieferung geprüft.

– Mit der Durchführung nicht beschriebener Instandhaltungs- und Reparaturarbeiten ohne Zustimmung des After Sales Service von SAMSON erlischt die Produktgewährleistung.


– Als Ersatzteile nur Originalteile von SAMSON verwenden, die der Ursprungsspezifikation entsprechen.

7.1 Firmware aktualisieren

Einige Änderungen an Applikationen oder Funktionen erfordern ein Firmware-Update an der Bedien- und Automationseinheit. Dies erfolgt über einen gültigen USB-Stick ¹⁾ mit der gewünschten Firmwareversion.

¹⁾ USB-Stick muss als FAT32 formatiert sein, mit „TROVIS 6611“ benannt sein und die entsprechende Ordnerstruktur vorweisen.


Dieser Vorgang erfordert Administratorrechte.

- USB-Stick mit gespeicherter Firmware in die frontseitige USB-Schnittstelle stecken.
- In das Hauptmenü wechseln (Taste .
- Unter „USB“ den Menüpunkt „Firmware aktualisieren“ und das gewünschte Projekt wählen.

7.2 Für den Rückversand vorbereiten

Defekte Bedien- und Automationseinheiten können zur Reparatur an SAMSON gesendet werden.

Beim Rückversand an SAMSON wie folgt vorgehen:

1. Bedien- und Automationseinheit außer Betrieb nehmen.
2. Bedien- und Automationseinheit an die nächstgelegene SAMSON-Niederlassung senden. Eine Auflistung der SAMSON-Niederlassungen steht unter  www.samson.de > Kontakt zur Verfügung.

8 Störungen

→ Fehler erkennen und beheben, vgl. Tabelle 1

i Info

Bei Störungen, die nicht in der Tabelle aufgeführt sind, hilft Ihnen der After Sales Service von SAMSON weiter.

Tabelle 1: Fehlerbehebung

Fehler	Mögliche Ursache	Abhilfe
Display bleibt dunkel.	Keine oder falsche Versorgungsspannung.	Versorgungsspannung und Anschlüsse prüfen, vgl. Kapitel 5.2.
Anzeigen im Display schlecht oder nicht lesbar.	Nicht oder falsch eingestellter Anzeigebereich des Displays.	Display neu kalibrieren, vgl. Kapitel 5.3.6.
Anlagenbauteile führen nicht die gewünschten Aktionen aus.	Falsches Projekt geladen oder Projekt gelöscht.	Projekt neu laden, vgl. Kapitel 5.3.2.
	Module falsch/nicht zugewiesen.	Kurzprüfungen durchführen (vgl. Kapitel 5.4) und ggf. Module neu zuweisen, vgl. Kapitel 5.3.5.
Web-Server TROVIS MOBILE kann nicht genutzt werden.	Netzwerkeinstellungen sind fehlerhaft.	Einstellungen prüfen und ggf. neu einstellen (vgl. Kapitel 5.3.4).

9 Außerbetriebnahme und Demontage

9.1 Außer Betrieb nehmen

1. Bedien- und Automationseinheit von der Versorgungsspannung trennen.
2. Bedien- und Automationseinheit ausbauen, dazu Schrauben an der seitlichen Laufschiene lösen.

9.2 Entsorgen



SAMSON ist in Deutschland registrierter Hersteller bei der stiftung elektro-altgeräte register (stiftung ear), WEEE-Reg.-Nr.: DE 62194439

- Bei der Entsorgung lokale, nationale und internationale Vorschriften beachten.
- Alte Bauteile, Schmiermittel und Gefahrstoffe nicht dem Hausmüll zuführen.



SAMSON kann auf Kundenwunsch einen Dienstleister mit Zerlegung und Recycling beauftragen.

10 Anhang

10.1 Service

Für Instandhaltungs- und Reparaturarbeiten sowie bei Auftreten von Funktionsstörungen oder Defekten kann der After Sales Service von SAMSON zur Unterstützung hinzugezogen werden.

E-Mail

Der After Sales Service ist über die E-Mail-Adresse aftersalesservice@samson.de erreichbar.

Adressen der SAMSON AG und deren Tochtergesellschaften

Die Adressen der SAMSON AG und deren Tochtergesellschaften sowie von Vertretungen und Servicestellen stehen im Internet unter www.samson.de oder in einem SAMSON-Produktkatalog zur Verfügung.

Notwendige Angaben

Bei Rückfragen und zur Fehlerdiagnose folgende Informationen angeben:

- Auftrags- und Positionsnummer
- Typ, Seriennummer, Firmwareversion, Geräteausführung

10.2 Licenses

10.2.1 GNU GENERAL PUBLIC LICENSE, Version 2, June 1991

Copyright (C) 1989, 1991 Free Software Foundation, Inc.
51 Franklin Street, Fifth Floor, Boston, MA 02110-1301, USA

Everyone is permitted to copy and distribute verbatim copies of this license document, but changing it is not allowed.

Preamble

The licenses for most software are designed to take away your freedom to share and change it. By contrast, the GNU General Public License is intended to guarantee your freedom to share and change free software--to make sure the software is free for all its users. This General Public License applies to most of the Free Software Foundation's software and to any other program whose authors commit to using it. (Some other Free Software Foundation software is covered by the GNU Lesser General Public License instead.) You can apply it to your programs, too.

When we speak of free software, we are referring to freedom, not price. Our General Public Licenses are designed to make sure that you have the freedom to distribute copies of free software (and charge for this service if you wish), that you receive source code or can get it if you want it, that you can change the software or use pieces of it in new free programs; and that you know you can do these things.

To protect your rights, we need to make restrictions that forbid anyone to deny you these rights or to ask you to surrender the rights. These restrictions translate to certain responsibilities for you if you distribute copies of the software, or if you modify it.

For example, if you distribute copies of such a program, whether gratis or for a fee, you must give the recipients all the rights that you have. You must make sure that they, too, receive or can get the source code. And you must show them these terms so they know their rights.

We protect your rights with two steps: (1) copyright the software, and (2) offer you this license which gives you legal permission to copy, distribute and/or modify the software.

Also, for each author's protection and ours, we want to make certain that everyone understands that there is no warranty for this free software. If the software is modified by someone else and passed on, we want its recipients to know that what they have is not the original, so that any problems introduced by others will not reflect on the original authors' reputations.

Finally, any free program is threatened constantly by software patents. We wish to avoid the danger that redistributors of a free program will individually obtain patent licenses, in effect making the program proprietary. To prevent this, we have made it clear that any patent must be licensed for everyone's free use or not licensed at all.

The precise terms and conditions for copying, distribution and modification follow.

TERMS AND CONDITIONS FOR COPYING, DISTRIBUTION AND MODIFICATION

0. This License applies to any program or other work which contains a notice placed by the copyright holder saying it may be distributed under the terms of this General Public License. The „Program“, below, refers to any such program or work, and a „work based on the Program“ means either the Program or any derivative work under copyright law: that is to say, a work containing the Program or a portion of it, either verbatim or with modifications and/or translated into another language. (Hereinafter, translation is included without limitation in the term „modification“.) Each licensee is addressed as „you“.

Activities other than copying, distribution and modification are not covered by this License; they are outside its scope. The act of running the Program is not restricted, and the output from the Program is covered only if its contents constitute a work based on the Program (independent of having been made by running the Program). Whether that is true depends on what the Program does.

1. You may copy and distribute verbatim copies of the Program’s source code as you receive it, in any medium, provided that you conspicuously and appropriately publish on each copy an appropriate copyright notice and disclaimer of warranty; keep intact all the notices that refer to this License and to the absence of any warranty; and give any other recipients of the Program a copy of this License along with the Program.

You may charge a fee for the physical act of transferring a copy, and you may at your option offer warranty protection in exchange for a fee.

2. You may modify your copy or copies of the Program or any portion of it, thus forming a work based on the Program, and copy and distribute such modifications or work under the terms of Section 1 above, provided that you also meet all of these conditions:
 - a) You must cause the modified files to carry prominent notices stating that you changed the files and the date of any change.
 - b) You must cause any work that you distribute or publish, that in whole or in part contains or is derived from the Program or any part thereof, to be licensed as a whole at no charge to all third parties under the terms of this License.
 - c) If the modified program normally reads commands interactively when run, you must cause it, when started running for such interactive use in the most ordinary way, to print or display an announcement including an appropriate copyright notice and a notice that there is no warranty (or else, saying that you provide a warranty) and that users may redistribute the program under these conditions, and telling the user how to view a copy of this License. (Exception: if the Program itself is interactive but does not normally print such an announcement, your work based on the Program is not required to print an announcement.)

These requirements apply to the modified work as a whole. If identifiable sections of that work are not derived from the Program, and can be reasonably considered independent and separate works in themselves, then this License, and its terms, do not apply to those sections when you distribute them as separate works. But when you distribute the same sections as part of a whole which is a work based on the Program, the distribution of the whole must be on the terms of this License, whose permissions for other licensees extend to the entire whole, and thus to each and every part regardless of who wrote it.

Thus, it is not the intent of this section to claim rights or contest your rights to work written entirely by you; rather, the intent is to exercise the right to control the distribution of derivative or collective works based on the Program.

In addition, mere aggregation of another work not based on the Program with the Program (or with a work based on the Program) on a volume of a storage or distribution medium does not bring the other work under the scope of this License.

3. You may copy and distribute the Program (or a work based on it, under Section 2) in object code or executable form under the terms of Sections 1 and 2 above provided that you also do one of the following:
 - a) Accompany it with the complete corresponding machine-readable source code, which must be distributed under the terms of Sections 1 and 2 above on a medium customarily used for software interchange; or
 - b) Accompany it with a written offer, valid for at least three years, to give any third party, for a charge no more than your cost of physically performing source distribution, a complete machine-readable copy of the corresponding source code, to be distributed under the terms of Sections 1 and 2 above on a medium customarily used for software interchange; or
 - c) Accompany it with the information you received as to the offer to distribute corresponding source code. (This alternative is allowed only for noncommercial distribution and only if you received the program in object code or executable form with such an offer, in accord with Subsection b above.)

The source code for a work means the preferred form of the work for making modifications to it. For an executable work, complete source code means all the source code for all modules it contains, plus any associated interface definition files, plus the scripts used to control compilation and installation of the executable. However, as a special exception, the source code distributed need not include anything that is normally distributed (in either source or binary form) with the major components (compiler, kernel, and so on) of the operating system on which the executable runs, unless that component itself accompanies the executable.

If distribution of executable or object code is made by offering access to copy from a designated place, then offering equivalent access to copy the source code from the same place counts as distribution of the source code, even though third parties are not compelled to copy the source along with the object code.

4. You may not copy, modify, sublicense, or distribute the Program except as expressly provided under this License. Any attempt otherwise to copy, modify, sublicense or distribute the Program is void, and will automatically terminate your rights under this License. However, parties who have received copies, or rights, from you under this License will not have their licenses terminated so long as such parties remain in full compliance.
5. You are not required to accept this License, since you have not signed it. However, nothing else grants you permission to modify or distribute the Program or its derivative works. These actions are prohibited by law if you do not accept this License. Therefore, by modifying or distributing the Program (or any work based on the Program), you indicate your acceptance of this License to do so, and all its terms and conditions for copying, distributing or modifying the Program or works based on it.
6. Each time you redistribute the Program (or any work based on the Program), the recipient automatically receives a license from the original licensor to copy, distribute or modify the Program subject to these terms and conditions. You may not impose any further restrictions on the recipients' exercise of the rights granted herein. You are not responsible for enforcing compliance by third parties to this License.
7. If, as a consequence of a court judgment or allegation of patent infringement or for any other reason (not limited to patent issues), conditions are imposed on you (whether by court order, agreement or otherwise) that contradict the conditions of this License, they do not excuse you from the conditions of this License. If you cannot distribute so as to satisfy simultaneously your obligations under this License and any other pertinent obligations, then as a consequence you may not distribute the Program at all. For example, if a patent license would not permit royalty-free redistribution of the Program by all those who receive copies directly or indirectly through you, then the only way you could satisfy both it and this License would be to refrain entirely from distribution of the Program.

If any portion of this section is held invalid or unenforceable under any particular circumstance, the balance of the section is intended to apply and the section as a whole is intended to apply in other circumstances.

It is not the purpose of this section to induce you to infringe any patents or other property right claims or to contest validity of any such claims; this section has the sole purpose of protecting the integrity of the free software distribution system, which is implemented by public license practices. Many people have made generous contributions to the wide range of software distributed through that system in reliance on consistent application of that system; it is up to the author/donor to decide if

he or she is willing to distribute software through any other system and a licensee cannot impose that choice.

This section is intended to make thoroughly clear what is believed to be a consequence of the rest of this License.

8. If the distribution and/or use of the Program is restricted in certain countries either by patents or by copyrighted interfaces, the original copyright holder who places the Program under this License may add an explicit geographical distribution limitation excluding those countries, so that distribution is permitted only in or among countries not thus excluded. In such case, this License incorporates the limitation as if written in the body of this License.
9. The Free Software Foundation may publish revised and/or new versions of the General Public License from time to time. Such new versions will be similar in spirit to the present version, but may differ in detail to address new problems or concerns.

Each version is given a distinguishing version number. If the Program specifies a version number of this License which applies to it and „any later version“, you have the option of following the terms and conditions either of that version or of any later version published by the Free Software Foundation. If the Program does not specify a version number of this License, you may choose any version ever published by the Free Software Foundation.

10. If you wish to incorporate parts of the Program into other free programs whose distribution conditions are different, write to the author to ask for permission. For software which is copyrighted by the Free Software Foundation, write to the Free Software Foundation; we sometimes make exceptions for this. Our decision will be guided by the two goals of preserving the free status of all derivatives of our free software and of promoting the sharing and reuse of software generally.

NO WARRANTY

11. BECAUSE THE PROGRAM IS LICENSED FREE OF CHARGE, THERE IS NO WARRANTY FOR THE PROGRAM, TO THE EXTENT PERMITTED BY APPLICABLE LAW. EXCEPT WHEN OTHERWISE STATED IN WRITING THE COPYRIGHT HOLDERS AND/OR OTHER PARTIES PROVIDE THE PROGRAM „AS IS“ WITHOUT WARRANTY OF ANY KIND, EITHER EXPRESSED OR IMPLIED, INCLUDING, BUT NOT LIMITED TO, THE IMPLIED WARRANTIES OF MERCHANTABILITY AND FITNESS FOR A PARTICULAR PURPOSE. THE ENTIRE RISK AS TO THE QUALITY AND PERFORMANCE OF THE PROGRAM IS WITH YOU. SHOULD THE PROGRAM PROVE DEFECTIVE, YOU ASSUME THE COST OF ALL NECESSARY SERVICING, REPAIR OR CORRECTION.
12. IN NO EVENT UNLESS REQUIRED BY APPLICABLE LAW OR AGREED TO IN WRITING WILL ANY COPYRIGHT HOLDER, OR ANY OTHER PARTY WHO MAY MODIFY AND/OR REDISTRIBUTE THE PROGRAM AS PERMITTED ABOVE, BE LIABLE TO YOU FOR DAMAGES, INCLUDING ANY GENERAL, SPECIAL, INCIDENTAL OR CONSEQUENTIAL DAMAGES ARISING OUT OF THE USE OR INABILITY TO USE THE PROGRAM (INCLUDING BUT NOT LIMITED TO LOSS OF DATA OR DATA

BEING RENDERED INACCURATE OR LOSSES SUSTAINED BY YOU OR THIRD PARTIES OR A FAILURE OF THE PROGRAM TO OPERATE WITH ANY OTHER PROGRAMS), EVEN IF SUCH HOLDER OR OTHER PARTY HAS BEEN ADVISED OF THE POSSIBILITY OF SUCH DAMAGES.

END OF TERMS AND CONDITIONS

10.2.2 GNU GENERAL PUBLIC LICENSE, Version 3, 29 June 2007

Copyright © 2007 Free Software Foundation, Inc. <<http://fsf.org/>>

Everyone is permitted to copy and distribute verbatim copies of this license document, but changing it is not allowed.

Preamble

The GNU General Public License is a free, copyleft license for software and other kinds of works.

The licenses for most software and other practical works are designed to take away your freedom to share and change the works. By contrast, the GNU General Public License is intended to guarantee your freedom to share and change all versions of a program--to make sure it remains free software for all its users. We, the Free Software Foundation, use the GNU General Public License for most of our software; it applies also to any other work released this way by its authors. You can apply it to your programs, too.

When we speak of free software, we are referring to freedom, not price. Our General Public Licenses are designed to make sure that you have the freedom to distribute copies of free software (and charge for them if you wish), that you receive source code or can get it if you want it, that you can change the software or use pieces of it in new free programs, and that you know you can do these things.

To protect your rights, we need to prevent others from denying you these rights or asking you to surrender the rights. Therefore, you have certain responsibilities if you distribute copies of the software, or if you modify it: responsibilities to respect the freedom of others.

For example, if you distribute copies of such a program, whether gratis or for a fee, you must pass on to the recipients the same freedoms that you received. You must make sure that they, too, receive or can get the source code. And you must show them these terms so they know their rights.

Developers that use the GNU GPL protect your rights with two steps: (1) assert copyright on the software, and (2) offer you this License giving you legal permission to copy, distribute and/or modify it.

For the developers' and authors' protection, the GPL clearly explains that there is no warranty for this free software. For both users' and authors' sake, the GPL requires that modified versions be marked as changed, so that their problems will not be attributed erroneously to authors of previous versions.

Some devices are designed to deny users access to install or run modified versions of the software inside them, although the manufacturer can do so. This is fundamentally incompatible with the aim of protect-

ing users' freedom to change the software. The systematic pattern of such abuse occurs in the area of products for individuals to use, which is precisely where it is most unacceptable. Therefore, we have designed this version of the GPL to prohibit the practice for those products. If such problems arise substantially in other domains, we stand ready to extend this provision to those domains in future versions of the GPL, as needed to protect the freedom of users.

Finally, every program is threatened constantly by software patents. States should not allow patents to restrict development and use of software on general-purpose computers, but in those that do, we wish to avoid the special danger that patents applied to a free program could make it effectively proprietary. To prevent this, the GPL assures that patents cannot be used to render the program non-free.

The precise terms and conditions for copying, distribution and modification follow.

TERMS AND CONDITIONS

0. Definitions.

"This License" refers to version 3 of the GNU General Public License.

"Copyright" also means copyright-like laws that apply to other kinds of works, such as semiconductor masks.

"The Program" refers to any copyrightable work licensed under this License. Each licensee is addressed as "you". "Licensees" and "recipients" may be individuals or organizations.

To "modify" a work means to copy from or adapt all or part of the work in a fashion requiring copyright permission, other than the making of an exact copy. The resulting work is called a "modified version" of the earlier work or a work "based on" the earlier work.

A "covered work" means either the unmodified Program or a work based on the Program.

To "propagate" a work means to do anything with it that, without permission, would make you directly or secondarily liable for infringement under applicable copyright law, except executing it on a computer or modifying a private copy. Propagation includes copying, distribution (with or without modification), making available to the public, and in some countries other activities as well.

To "convey" a work means any kind of propagation that enables other parties to make or receive copies. Mere interaction with a user through a computer network, with no transfer of a copy, is not conveying.

An interactive user interface displays "Appropriate Legal Notices" to the extent that it includes a convenient and prominently visible feature that (1) displays an appropriate copyright notice, and (2) tells the user that there is no warranty for the work (except to the extent that warranties are provided), that licensees may convey the work under this License, and how to view a copy of this License. If the interface presents a list of user commands or options, such as a menu, a prominent item in the list meets this criterion.

1. Source Code.

The “source code” for a work means the preferred form of the work for making modifications to it. “Object code” means any non-source form of a work.

A “Standard Interface” means an interface that either is an official standard defined by a recognized standards body, or, in the case of interfaces specified for a particular programming language, one that is widely used among developers working in that language.

The “System Libraries” of an executable work include anything, other than the work as a whole, that (a) is included in the normal form of packaging a Major Component, but which is not part of that Major Component, and (b) serves only to enable use of the work with that Major Component, or to implement a Standard Interface for which an implementation is available to the public in source code form. A “Major Component”, in this context, means a major essential component (kernel, window system, and so on) of the specific operating system (if any) on which the executable work runs, or a compiler used to produce the work, or an object code interpreter used to run it.

The “Corresponding Source” for a work in object code form means all the source code needed to generate, install, and (for an executable work) run the object code and to modify the work, including scripts to control those activities. However, it does not include the work’s System Libraries, or general-purpose tools or generally available free programs which are used unmodified in performing those activities but which are not part of the work. For example, Corresponding Source includes interface definition files associated with source files for the work, and the source code for shared libraries and dynamically linked subprograms that the work is specifically designed to require, such as by intimate data communication or control flow between those subprograms and other parts of the work.

The Corresponding Source need not include anything that users can regenerate automatically from other parts of the Corresponding Source.

The Corresponding Source for a work in source code form is that same work.

2. Basic Permissions.

All rights granted under this License are granted for the term of copyright on the Program, and are irrevocable provided the stated conditions are met. This License explicitly affirms your unlimited permission to run the unmodified Program. The output from running a covered work is covered by this License only if the output, given its content, constitutes a covered work. This License acknowledges your rights of fair use or other equivalent, as provided by copyright law.

You may make, run and propagate covered works that you do not convey, without conditions so long as your license otherwise remains in force. You may convey covered works to others for the sole purpose of having them make modifications exclusively for you, or provide you with facilities for running those works, provided that you comply with the terms of this License in conveying all material for which you do not control copyright. Those thus making or running the covered works for you

must do so exclusively on your behalf, under your direction and control, on terms that prohibit them from making any copies of your copyrighted material outside their relationship with you.

Conveying under any other circumstances is permitted solely under the conditions stated below. Sub-licensing is not allowed; section 10 makes it unnecessary.

3. Protecting Users' Legal Rights From Anti-Circumvention Law.

No covered work shall be deemed part of an effective technological measure under any applicable law fulfilling obligations under article 11 of the WIPO copyright treaty adopted on 20 December 1996, or similar laws prohibiting or restricting circumvention of such measures.

When you convey a covered work, you waive any legal power to forbid circumvention of technological measures to the extent such circumvention is effected by exercising rights under this License with respect to the covered work, and you disclaim any intention to limit operation or modification of the work as a means of enforcing, against the work's users, your or third parties' legal rights to forbid circumvention of technological measures.

4. Conveying Verbatim Copies.

You may convey verbatim copies of the Program's source code as you receive it, in any medium, provided that you conspicuously and appropriately publish on each copy an appropriate copyright notice; keep intact all notices stating that this License and any non-permissive terms added in accord with section 7 apply to the code; keep intact all notices of the absence of any warranty; and give all recipients a copy of this License along with the Program.

You may charge any price or no price for each copy that you convey, and you may offer support or warranty protection for a fee.

5. Conveying Modified Source Versions.

You may convey a work based on the Program, or the modifications to produce it from the Program, in the form of source code under the terms of section 4, provided that you also meet all of these conditions:

- a) The work must carry prominent notices stating that you modified it, and giving a relevant date.
- b) The work must carry prominent notices stating that it is released under this License and any conditions added under section 7. This requirement modifies the requirement in section 4 to "keep intact all notices".
- c) You must license the entire work, as a whole, under this License to anyone who comes into possession of a copy. This License will therefore apply, along with any applicable section 7 additional terms, to the whole of the work, and all its parts, regardless of how they are packaged. This License gives no permission to license the work in any other way, but it does not invalidate such permission if you have separately received it.

- d) If the work has interactive user interfaces, each must display Appropriate Legal Notices; however, if the Program has interactive interfaces that do not display Appropriate Legal Notices, your work need not make them do so.

A compilation of a covered work with other separate and independent works, which are not by their nature extensions of the covered work, and which are not combined with it such as to form a larger program, in or on a volume of a storage or distribution medium, is called an “aggregate” if the compilation and its resulting copyright are not used to limit the access or legal rights of the compilation’s users beyond what the individual works permit. Inclusion of a covered work in an aggregate does not cause this License to apply to the other parts of the aggregate.

6. Conveying Non-Source Forms.

You may convey a covered work in object code form under the terms of sections 4 and 5, provided that you also convey the machine-readable Corresponding Source under the terms of this License, in one of these ways:

- a) Convey the object code in, or embodied in, a physical product (including a physical distribution medium), accompanied by the Corresponding Source fixed on a durable physical medium customarily used for software interchange.
- b) Convey the object code in, or embodied in, a physical product (including a physical distribution medium), accompanied by a written offer, valid for at least three years and valid for as long as you offer spare parts or customer support for that product model, to give anyone who possesses the object code either (1) a copy of the Corresponding Source for all the software in the product that is covered by this License, on a durable physical medium customarily used for software interchange, for a price no more than your reasonable cost of physically performing this conveying of source, or (2) access to copy the Corresponding Source from a network server at no charge.
- c) Convey individual copies of the object code with a copy of the written offer to provide the Corresponding Source. This alternative is allowed only occasionally and noncommercially, and only if you received the object code with such an offer, in accord with subsection 6b.
- d) Convey the object code by offering access from a designated place (gratis or for a charge), and offer equivalent access to the Corresponding Source in the same way through the same place at no further charge. You need not require recipients to copy the Corresponding Source along with the object code. If the place to copy the object code is a network server, the Corresponding Source may be on a different server (operated by you or a third party) that supports equivalent copying facilities, provided you maintain clear directions next to the object code saying where to find the Corresponding Source. Regardless of what server hosts the Corresponding Source, you remain obligated to ensure that it is available for as long as needed to satisfy these requirements.

- e) Convey the object code using peer-to-peer transmission, provided you inform other peers where the object code and Corresponding Source of the work are being offered to the general public at no charge under subsection 6d.

A separable portion of the object code, whose source code is excluded from the Corresponding Source as a System Library, need not be included in conveying the object code work.

A “User Product” is either (1) a “consumer product”, which means any tangible personal property which is normally used for personal, family, or household purposes, or (2) anything designed or sold for incorporation into a dwelling. In determining whether a product is a consumer product, doubtful cases shall be resolved in favor of coverage. For a particular product received by a particular user, “normally used” refers to a typical or common use of that class of product, regardless of the status of the particular user or of the way in which the particular user actually uses, or expects or is expected to use, the product. A product is a consumer product regardless of whether the product has substantial commercial, industrial or non-consumer uses, unless such uses represent the only significant mode of use of the product.

“Installation Information” for a User Product means any methods, procedures, authorization keys, or other information required to install and execute modified versions of a covered work in that User Product from a modified version of its Corresponding Source. The information must suffice to ensure that the continued functioning of the modified object code is in no case prevented or interfered with solely because modification has been made.

If you convey an object code work under this section in, or with, or specifically for use in, a User Product, and the conveying occurs as part of a transaction in which the right of possession and use of the User Product is transferred to the recipient in perpetuity or for a fixed term (regardless of how the transaction is characterized), the Corresponding Source conveyed under this section must be accompanied by the Installation Information. But this requirement does not apply if neither you nor any third party retains the ability to install modified object code on the User Product (for example, the work has been installed in ROM).

The requirement to provide Installation Information does not include a requirement to continue to provide support service, warranty, or updates for a work that has been modified or installed by the recipient, or for the User Product in which it has been modified or installed. Access to a network may be denied when the modification itself materially and adversely affects the operation of the network or violates the rules and protocols for communication across the network.

Corresponding Source conveyed, and Installation Information provided, in accord with this section must be in a format that is publicly documented (and with an implementation available to the public in source code form), and must require no special password or key for unpacking, reading or copying.

7. Additional Terms.

“Additional permissions” are terms that supplement the terms of this License by making exceptions from one or more of its conditions. Additional permissions that are applicable to the entire Program shall be treated as though they were included in this License, to the extent that they are valid under applicable law. If additional permissions apply only to part of the Program, that part may be used separately under those permissions, but the entire Program remains governed by this License without regard to the additional permissions.

When you convey a copy of a covered work, you may at your option remove any additional permissions from that copy, or from any part of it. (Additional permissions may be written to require their own removal in certain cases when you modify the work.) You may place additional permissions on material, added by you to a covered work, for which you have or can give appropriate copyright permission.

Notwithstanding any other provision of this License, for material you add to a covered work, you may (if authorized by the copyright holders of that material) supplement the terms of this License with terms:

- a) Disclaiming warranty or limiting liability differently from the terms of sections 15 and 16 of this License; or
- b) Requiring preservation of specified reasonable legal notices or author attributions in that material or in the Appropriate Legal Notices displayed by works containing it; or
- c) Prohibiting misrepresentation of the origin of that material, or requiring that modified versions of such material be marked in reasonable ways as different from the original version; or
- d) Limiting the use for publicity purposes of names of licensors or authors of the material; or
- e) Declining to grant rights under trademark law for use of some trade names, trademarks, or service marks; or
- f) Requiring indemnification of licensors and authors of that material by anyone who conveys the material (or modified versions of it) with contractual assumptions of liability to the recipient, for any liability that these contractual assumptions directly impose on those licensors and authors.

All other non-permissive additional terms are considered “further restrictions” within the meaning of section 10. If the Program as you received it, or any part of it, contains a notice stating that it is governed by this License along with a term that is a further restriction, you may remove that term. If a license document contains a further restriction but permits relicensing or conveying under this License, you may add to a covered work material governed by the terms of that license document, provided that the further restriction does not survive such relicensing or conveying.

If you add terms to a covered work in accord with this section, you must place, in the relevant source files, a statement of the additional terms that apply to those files, or a notice indicating where to find the applicable terms.

Additional terms, permissive or non-permissive, may be stated in the form of a separately written license, or stated as exceptions; the above requirements apply either way.

8. Termination.

You may not propagate or modify a covered work except as expressly provided under this License. Any attempt otherwise to propagate or modify it is void, and will automatically terminate your rights under this License (including any patent licenses granted under the third paragraph of section 11).

However, if you cease all violation of this License, then your license from a particular copyright holder is reinstated (a) provisionally, unless and until the copyright holder explicitly and finally terminates your license, and (b) permanently, if the copyright holder fails to notify you of the violation by some reasonable means prior to 60 days after the cessation.

Moreover, your license from a particular copyright holder is reinstated permanently if the copyright holder notifies you of the violation by some reasonable means, this is the first time you have received notice of violation of this License (for any work) from that copyright holder, and you cure the violation prior to 30 days after your receipt of the notice.

Termination of your rights under this section does not terminate the licenses of parties who have received copies or rights from you under this License. If your rights have been terminated and not permanently reinstated, you do not qualify to receive new licenses for the same material under section 10.

9. Acceptance Not Required for Having Copies.

You are not required to accept this License in order to receive or run a copy of the Program. Ancillary propagation of a covered work occurring solely as a consequence of using peer-to-peer transmission to receive a copy likewise does not require acceptance. However, nothing other than this License grants you permission to propagate or modify any covered work. These actions infringe copyright if you do not accept this License. Therefore, by modifying or propagating a covered work, you indicate your acceptance of this License to do so.

10. Automatic Licensing of Downstream Recipients.

Each time you convey a covered work, the recipient automatically receives a license from the original licensors, to run, modify and propagate that work, subject to this License. You are not responsible for enforcing compliance by third parties with this License.

An “entity transaction” is a transaction transferring control of an organization, or substantially all assets of one, or subdividing an organization, or merging organizations. If propagation of a covered work results from an entity transaction, each party to that transaction who receives a copy of

the work also receives whatever licenses to the work the party's predecessor in interest had or could give under the previous paragraph, plus a right to possession of the Corresponding Source of the work from the predecessor in interest, if the predecessor has it or can get it with reasonable efforts.

You may not impose any further restrictions on the exercise of the rights granted or affirmed under this License. For example, you may not impose a license fee, royalty, or other charge for exercise of rights granted under this License, and you may not initiate litigation (including a cross-claim or counterclaim in a lawsuit) alleging that any patent claim is infringed by making, using, selling, offering for sale, or importing the Program or any portion of it.

11. Patents.

A "contributor" is a copyright holder who authorizes use under this License of the Program or a work on which the Program is based. The work thus licensed is called the contributor's "contributor version".

A contributor's "essential patent claims" are all patent claims owned or controlled by the contributor, whether already acquired or hereafter acquired, that would be infringed by some manner, permitted by this License, of making, using, or selling its contributor version, but do not include claims that would be infringed only as a consequence of further modification of the contributor version. For purposes of this definition, "control" includes the right to grant patent sublicenses in a manner consistent with the requirements of this License.

Each contributor grants you a non-exclusive, worldwide, royalty-free patent license under the contributor's essential patent claims, to make, use, sell, offer for sale, import and otherwise run, modify and propagate the contents of its contributor version.

In the following three paragraphs, a "patent license" is any express agreement or commitment, however denominated, not to enforce a patent (such as an express permission to practice a patent or covenant not to sue for patent infringement). To "grant" such a patent license to a party means to make such an agreement or commitment not to enforce a patent against the party.

If you convey a covered work, knowingly relying on a patent license, and the Corresponding Source of the work is not available for anyone to copy, free of charge and under the terms of this License, through a publicly available network server or other readily accessible means, then you must either (1) cause the Corresponding Source to be so available, or (2) arrange to deprive yourself of the benefit of the patent license for this particular work, or (3) arrange, in a manner consistent with the requirements of this License, to extend the patent license to downstream recipients. "Knowingly relying" means you have actual knowledge that, but for the patent license, your conveying the covered work in a country, or your recipient's use of the covered work in a country, would infringe one or more identifiable patents in that country that you have reason to believe are valid.

If, pursuant to or in connection with a single transaction or arrangement, you convey, or propagate by procuring conveyance of, a covered work, and grant a patent license to some of the parties re-

ceiving the covered work authorizing them to use, propagate, modify or convey a specific copy of the covered work, then the patent license you grant is automatically extended to all recipients of the covered work and works based on it.

A patent license is “discriminatory” if it does not include within the scope of its coverage, prohibits the exercise of, or is conditioned on the non-exercise of one or more of the rights that are specifically granted under this License. You may not convey a covered work if you are a party to an arrangement with a third party that is in the business of distributing software, under which you make payment to the third party based on the extent of your activity of conveying the work, and under which the third party grants, to any of the parties who would receive the covered work from you, a discriminatory patent license (a) in connection with copies of the covered work conveyed by you (or copies made from those copies), or (b) primarily for and in connection with specific products or compilations that contain the covered work, unless you entered into that arrangement, or that patent license was granted, prior to 28 March 2007.

Nothing in this License shall be construed as excluding or limiting any implied license or other defenses to infringement that may otherwise be available to you under applicable patent law.

12. No Surrender of Others’ Freedom.

If conditions are imposed on you (whether by court order, agreement or otherwise) that contradict the conditions of this License, they do not excuse you from the conditions of this License. If you cannot convey a covered work so as to satisfy simultaneously your obligations under this License and any other pertinent obligations, then as a consequence you may not convey it at all. For example, if you agree to terms that obligate you to collect a royalty for further conveying from those to whom you convey the Program, the only way you could satisfy both those terms and this License would be to refrain entirely from conveying the Program.

13. Use with the GNU Affero General Public License.

Notwithstanding any other provision of this License, you have permission to link or combine any covered work with a work licensed under version 3 of the GNU Affero General Public License into a single combined work, and to convey the resulting work. The terms of this License will continue to apply to the part which is the covered work, but the special requirements of the GNU Affero General Public License, section 13, concerning interaction through a network will apply to the combination as such.

14. Revised Versions of this License.

The Free Software Foundation may publish revised and/or new versions of the GNU General Public License from time to time. Such new versions will be similar in spirit to the present version, but may differ in detail to address new problems or concerns.

Each version is given a distinguishing version number. If the Program specifies that a certain numbered version of the GNU General Public License “or any later version” applies to it, you have the

Anhang

option of following the terms and conditions either of that numbered version or of any later version published by the Free Software Foundation. If the Program does not specify a version number of the GNU General Public License, you may choose any version ever published by the Free Software Foundation.

If the Program specifies that a proxy can decide which future versions of the GNU General Public License can be used, that proxy's public statement of acceptance of a version permanently authorizes you to choose that version for the Program.

Later license versions may give you additional or different permissions. However, no additional obligations are imposed on any author or copyright holder as a result of your choosing to follow a later version.

15. Disclaimer of Warranty.

THERE IS NO WARRANTY FOR THE PROGRAM, TO THE EXTENT PERMITTED BY APPLICABLE LAW. EXCEPT WHEN OTHERWISE STATED IN WRITING THE COPYRIGHT HOLDERS AND/OR OTHER PARTIES PROVIDE THE PROGRAM "AS IS" WITHOUT WARRANTY OF ANY KIND, EITHER EXPRESSED OR IMPLIED, INCLUDING, BUT NOT LIMITED TO, THE IMPLIED WARRANTIES OF MERCHANTABILITY AND FITNESS FOR A PARTICULAR PURPOSE. THE ENTIRE RISK AS TO THE QUALITY AND PERFORMANCE OF THE PROGRAM IS WITH YOU. SHOULD THE PROGRAM PROVE DEFECTIVE, YOU ASSUME THE COST OF ALL NECESSARY SERVICING, REPAIR OR CORRECTION.

16. Limitation of Liability.

IN NO EVENT UNLESS REQUIRED BY APPLICABLE LAW OR AGREED TO IN WRITING WILL ANY COPYRIGHT HOLDER, OR ANY OTHER PARTY WHO MODIFIES AND/OR CONVEYS THE PROGRAM AS PERMITTED ABOVE, BE LIABLE TO YOU FOR DAMAGES, INCLUDING ANY GENERAL, SPECIAL, INCIDENTAL OR CONSEQUENTIAL DAMAGES ARISING OUT OF THE USE OR INABILITY TO USE THE PROGRAM (INCLUDING BUT NOT LIMITED TO LOSS OF DATA OR DATA BEING RENDERED INACCURATE OR LOSSES SUSTAINED BY YOU OR THIRD PARTIES OR A FAILURE OF THE PROGRAM TO OPERATE WITH ANY OTHER PROGRAMS), EVEN IF SUCH HOLDER OR OTHER PARTY HAS BEEN ADVISED OF THE POSSIBILITY OF SUCH DAMAGES.

17. Interpretation of Sections 15 and 16.

If the disclaimer of warranty and limitation of liability provided above cannot be given local legal effect according to their terms, reviewing courts shall apply local law that most closely approximates an absolute waiver of all civil liability in connection with the Program, unless a warranty or assumption of liability accompanies a copy of the Program in return for a fee.

END OF TERMS AND CONDITIONS

10.2.3 GNU LESSER GENERAL PUBLIC LICENSE, Version 3, 29 June 2007

Copyright © 2007 Free Software Foundation, Inc. <<http://fsf.org/>>

Everyone is permitted to copy and distribute verbatim copies of this license document, but changing it is not allowed.

This version of the GNU Lesser General Public License incorporates the terms and conditions of version 3 of the GNU General Public License, supplemented by the additional permissions listed below.

0. Additional Definitions.

As used herein, “this License” refers to version 3 of the GNU Lesser General Public License, and the “GNU GPL” refers to version 3 of the GNU General Public License.

“The Library” refers to a covered work governed by this License, other than an Application or a Combined Work as defined below.

An “Application” is any work that makes use of an interface provided by the Library, but which is not otherwise based on the Library. Defining a subclass of a class defined by the Library is deemed a mode of using an interface provided by the Library.

A “Combined Work” is a work produced by combining or linking an Application with the Library. The particular version of the Library with which the Combined Work was made is also called the “Linked Version”.

The “Minimal Corresponding Source” for a Combined Work means the Corresponding Source for the Combined Work, excluding any source code for portions of the Combined Work that, considered in isolation, are based on the Application, and not on the Linked Version.

The “Corresponding Application Code” for a Combined Work means the object code and/or source code for the Application, including any data and utility programs needed for reproducing the Combined Work from the Application, but excluding the System Libraries of the Combined Work.

1. Exception to Section 3 of the GNU GPL.

You may convey a covered work under sections 3 and 4 of this License without being bound by section 3 of the GNU GPL.

2. Conveying Modified Versions.

If you modify a copy of the Library, and, in your modifications, a facility refers to a function or data to be supplied by an Application that uses the facility (other than as an argument passed when the facility is invoked), then you may convey a copy of the modified version:

Anhang

- a) under this License, provided that you make a good faith effort to ensure that, in the event an Application does not supply the function or data, the facility still operates, and performs whatever part of its purpose remains meaningful, or
- b) under the GNU GPL, with none of the additional permissions of this License applicable to that copy.

3. Object Code Incorporating Material from Library Header Files.

The object code form of an Application may incorporate material from a header file that is part of the Library. You may convey such object code under terms of your choice, provided that, if the incorporated material is not limited to numerical parameters, data structure layouts and accessors, or small macros, inline functions and templates (ten or fewer lines in length), you do both of the following:

- a) Give prominent notice with each copy of the object code that the Library is used in it and that the Library and its use are covered by this License.
- b) Accompany the object code with a copy of the GNU GPL and this license document.

4. Combined Works.

You may convey a Combined Work under terms of your choice that, taken together, effectively do not restrict modification of the portions of the Library contained in the Combined Work and reverse engineering for debugging such modifications, if you also do each of the following:

- a) Give prominent notice with each copy of the Combined Work that the Library is used in it and that the Library and its use are covered by this License.
- b) Accompany the Combined Work with a copy of the GNU GPL and this license document.
- c) For a Combined Work that displays copyright notices during execution, include the copyright notice for the Library among these notices, as well as a reference directing the user to the copies of the GNU GPL and this license document.
- d) Do one of the following:
 - 0) Convey the Minimal Corresponding Source under the terms of this License, and the Corresponding Application Code in a form suitable for, and under terms that permit, the user to recombine or relink the Application with a modified version of the Linked Version to produce a modified Combined Work, in the manner specified by section 6 of the GNU GPL for conveying Corresponding Source.
 - 1) Use a suitable shared library mechanism for linking with the Library. A suitable mechanism is one that (a) uses at run time a copy of the Library already present on the user's computer system, and (b) will operate properly with a modified version of the Library that is interface-compatible with the Linked Version.

- e) Provide Installation Information, but only if you would otherwise be required to provide such information under section 6 of the GNU GPL, and only to the extent that such information is necessary to install and execute a modified version of the Combined Work produced by recombining or relinking the Application with a modified version of the Linked Version. (If you use option 4d0, the Installation Information must accompany the Minimal Corresponding Source and Corresponding Application Code. If you use option 4d1, you must provide the Installation Information in the manner specified by section 6 of the GNU GPL for conveying Corresponding Source.)

5. Combined Libraries.

You may place library facilities that are a work based on the Library side by side in a single library together with other library facilities that are not Applications and are not covered by this License, and convey such a combined library under terms of your choice, if you do both of the following:

- a) Accompany the combined library with a copy of the same work based on the Library, uncombined with any other library facilities, conveyed under the terms of this License.
- b) Give prominent notice with the combined library that part of it is a work based on the Library, and explaining where to find the accompanying uncombined form of the same work.

6. Revised Versions of the GNU Lesser General Public License.

The Free Software Foundation may publish revised and/or new versions of the GNU Lesser General Public License from time to time. Such new versions will be similar in spirit to the present version, but may differ in detail to address new problems or concerns.

Each version is given a distinguishing version number. If the Library as you received it specifies that a certain numbered version of the GNU Lesser General Public License “or any later version” applies to it, you have the option of following the terms and conditions either of that published version or of any later version published by the Free Software Foundation. If the Library as you received it does not specify a version number of the GNU Lesser General Public License, you may choose any version of the GNU Lesser General Public License ever published by the Free Software Foundation.

If the Library as you received it specifies that a proxy can decide whether future versions of the GNU Lesser General Public License shall apply, that proxy’s public statement of acceptance of any version is permanent authorization for you to choose that version for the Library.

10.3 EU-Konformitätserklärung

SMART IN FLOW CONTROL



SAMSON

EU Konformitätserklärung / EU Declaration of Conformity / Déclaration UE de conformité

Die alleinige Verantwortung für die Ausstellung dieser Konformitätserklärung trägt der Hersteller/
This declaration of conformity is issued under the sole responsibility of the manufacturer/
La présente déclaration de conformité est établie sous la seule responsabilité du fabricant.
Für das folgende Produkt / For the following product / Nous certifions que le produit

Bedien- und Automationseinheit TROVIS 6611-2 / TROVIS 6611-2 Control and Automation Unit Typ/Type/Type TROVIS 6611-2

wird die Konformität mit den einschlägigen Harmonisierungsrechtsvorschriften der Union bestätigt/
the conformity with the relevant Union harmonisation legislation is declared with/
est conforme à la législation d'harmonisation de l'Union applicable selon les normes:

EMC 2014/30/EU	EN 61000-6-2:2005, EN 61000-6-3:2007 +A1:2010, EN 61326-1:2013
RoHS 2011/65/EU	EN 50581:2012

Hersteller / Manufacturer / Fabricant:

SAMSON AKTIENGESELLSCHAFT
Weismüllerstraße 3
D-60314 Frankfurt am Main
Deutschland/Germany/Allemagne

Frankfurt / Francfort, 2017-07-29

Im Namen des Herstellers/ On behalf of the Manufacturer/ Au nom du fabricant.

i.V. Gert Nahler

Gert Nahler
Zentralabteilungsleiter/Head of Department/Chef du département
Entwicklung Automation und Integrationstechnologien/
Development Automation and Integration Technologies

i.v. H. Zager

Hanno Zager
Leiter Qualitätssicherung/Head of Quality Management/
Responsable de l'assurance de la qualité

eu_6611-2_de_en_fr_es_it_07.pdf



SAMSON AKTIENGESELLSCHAFT
Weismüllerstraße 3 · 60314 Frankfurt am Main
Telefon: +49 69 4009-0 · Telefax: +49 69 4009-1507
E-Mail: samson@samson.de · Internet: www.samson.de